



CITY OF PHOENIX AFFORDABLE HOUSING INITIATIVE Needs Assessment Summary

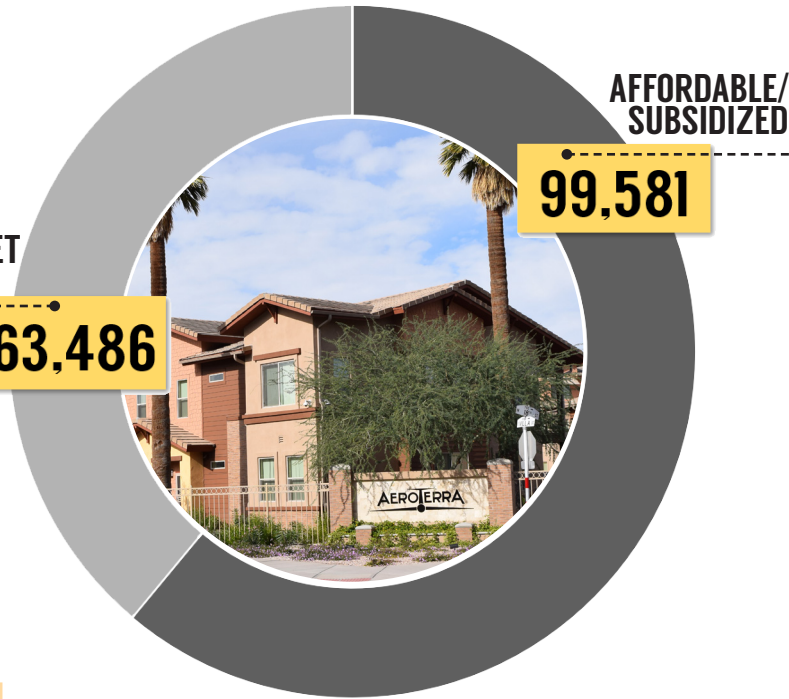
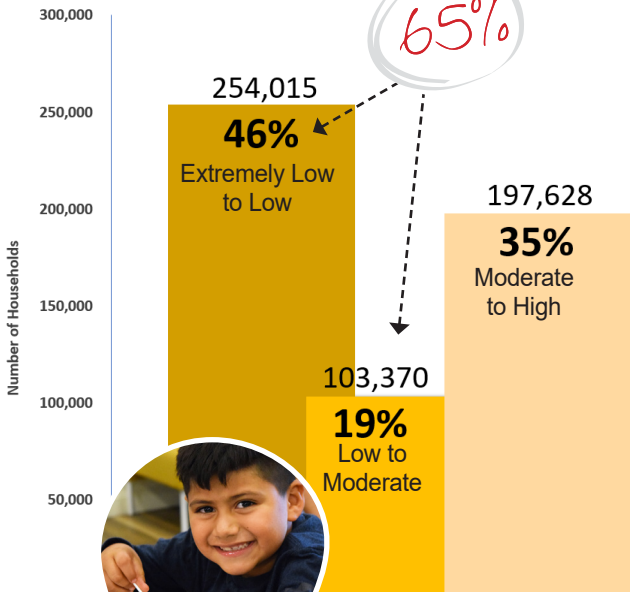
HUD AREA MEDIAN INCOME (AMI) LIMITS


Income Category	AMI Percentage	AMI Income Ranges*
Extremely Low	0% - 30%	\$0 - \$19,700
Very Low	30% - 50%	\$19,700 - \$32,850
Low	50% - 80%	\$32,850 - \$52,500
Low to Moderate	80% - 120%	\$52,500 - \$78,840
Moderate to High	120% >	\$78,840 >

*Income ranges based on three person household

Number of Units Needed 163,067

CITY OF PHOENIX INCOME LEVELS




**TOTAL HOUSEHOLDS IN
THE CITY OF PHOENIX =
555,013**



Cost-burdened households pay more than 30% of their monthly income for housing-related costs.

COST-BURDEN ANALYSIS

199,636

Households Cost-Burdened

